

Product Performance And Specifications

Product Name: Shark Fin Antenna

Sample Color: White

Sample Type: _____

Product Model: KH-FM/AM-100-W1

Open Mold Sample

Other

Content

1. Product Image
2. External Dimension
3. Technical Specification
4. Bottom Structure
5. Streamline Design
6. Installation Analysis


1. Product Image



2. External Dimension

CURVED SHARK FIN

HIGH DENSITY FIT,ABS PAINT, DURABLE PAINT



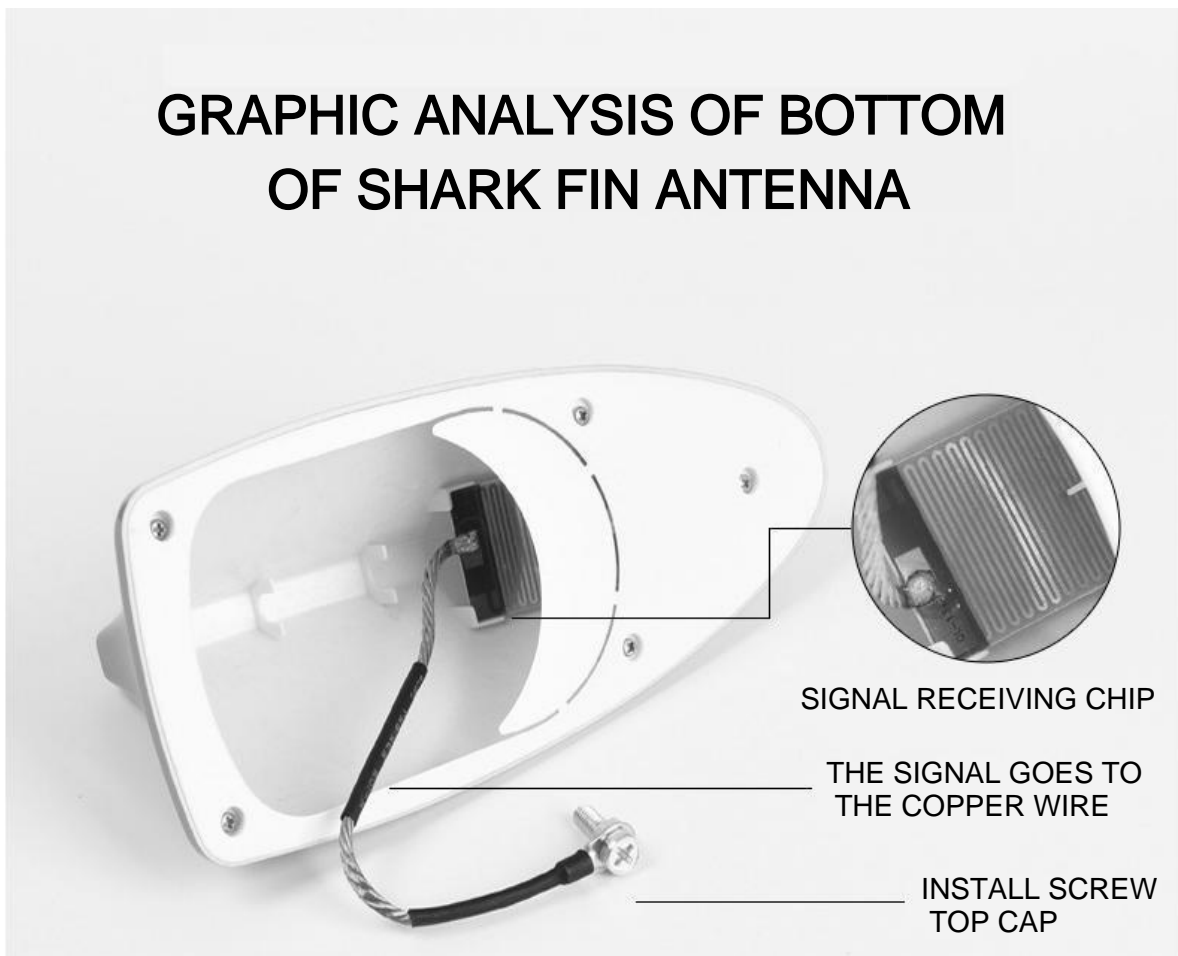
3. Technical Specification

SHARK FIN ANTENNA PARAMETERS

	TITLE	SHARK FIN ANTENNA
	QUALITY	QUALITY ABS MATERIAL
	LENGTH	17CM
	WIDTH	7CM
	QUANTITY	OFFICE, HOME, CAR
	COLOR	BLACK, GRAY, SILVER, RED, GOLD, BLUE, WHITE

4. Bottom Structure

**GRAPHIC ANALYSIS OF BOTTOM
OF SHARK FIN ANTENNA**



5. Streamline Design

AESTHETIC STREAMLINE DESIGN

SHARK FIN AESTHETIC STREAMLINE DESIGN
GIVE THE CAR A NATURAL FASHION TEMPERAMENT



6. Installation Analysis


INSTALLATION STEP



STEP 1



STEP 2



STEP 3



STEP 4

STEP 1: WIPE THE ROOF CLEAN AND UNSCREW THE ORIGINAL CAR ANTENNA

STEP 2: TURN ON THE ANTENNA SCREW AN CONNECT IT WITH THE SHARK FIN LINE

STEP 3: SUCCESSFUL ANTENNA CONNECTION

STEP 4: INSTALL THE ORIGINAL CAR LINE POSITION, COMPACTION, AND THE INSTALLATION IS COMPLETED